

Duracrete Septic Tanks – August 2013_{R001}

WHY BUY A DURACRETE PRECAST SEPTIC TANK?

Duracrete Products are an example of how modern technology has transformed the quality, strength and durability of precast concrete. Duracrete Products Ltd has been a leader in producing tanks that are superior in strength and quality to traditional methods of manufacture by their continued use of developing technologies & processes.

PERFORMANCE

Duracrete Septic Tanks are a primary treatment for residential wastewater. They feature high strength steel reinforced precast concrete and are manufactured using “Self Compacting Concrete” technology. These tanks offer a **significant** improvement over the older plaster fabrications in **strength, durability, design & construction**.

ADVANTAGES OF DURACRETE SEPTIC TANKS (S/T)

Our S/T's feature a **Common Base** dimensions for both **3300 & 4500L** tanks. This can translate into a real **economic benefit** when deciding which size tank to install. A larger capacity 4500L costs only ~15% more the smaller 3300L but has **increased storage** capacity, **longer service** intervals and a similar installation cost.

Manufactured with Galvanized Steel fibres for **increased strength and durability**.

We use Self Compacting **70MPa high strength concrete** compared. to standard concrete 17.5 ~ 25MPa as used in driveways, floors etc.

Tank incorporates an **anti-floatation** sill in its base. This coupled with actual tank **weight/mass** helps to **stabilize tank**, if water table is high, during installation & periods of low loading.

Maintenance Manhole Riser (~200mm high) with lid to help **prevent ground water infusion**.

S/T can be supplied with or without roof sealed i.e. roof supplied loose to **reduce lifting weight**.

Delivery by our own trucks for **easy installation** using truck mounted cranes.

Swift Mounts (4 / tank) lifting chain attachments allow for **quick & easy installation**.

Manufactured from locally available raw materials significantly reducing **environmental footprint**.

PRODUCT RANGE & OPTION – (NOMINAL CAPACITIES IN LITRES):-

3300L Single Chamber – 1 - 3 Bedroom homes

4500L Single Chamber – 1 - 5 Bedroom homes.

4500L Double Chamber – 1 - 5 Bedrooms homes - For optimized settlement or use as pump chamber due to partitioning wall.

Pump Chamber – Larger Homes that may require extra storage capacity can gain extra capacity by using a pump chamber with or without a pump. Used in Conjunction with 3300/4500 Septic Tank to increase storage.

ADDITIONAL PRODUCTS

Sump Pump Kit – Factory installed **Submersible Sump pump**, includes **High Level** float switch, internal **pipe work** & supplied with in-house **Warning Panel** giving “Plug & Play” operation.

Effluent Filters – Filtration element (>1.60mm) to help prevent blockages of irrigation field.

Duracrete Cleanstream - Advance Water Treatment (AWT) systems are available from Duracrete certified installers. Please contact us for your nearest installer.



Septic Tank Typical Specifications:-

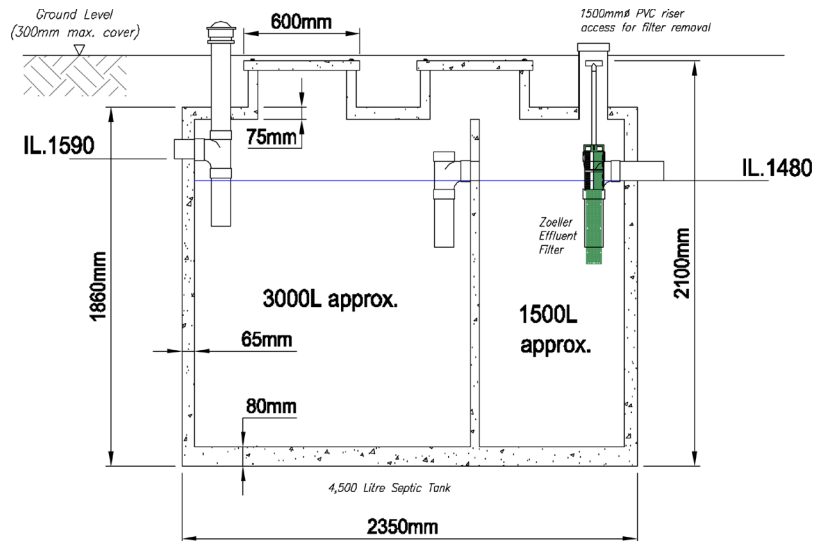
Septic Tank	Dimensions	Inlet / Outlet	Manhole	Mass	Usage
Litres	L x W x H - mm	Height (IL) - mm	#	Kgs	# Bedrooms
S/T 3300 S/C	2350 x 1500 x 1800	1290 / 1215	1	2500	1-3
S/T 4500 S/C	2350 x 1500 x 2100	1590 / 1480	1	3000	1-5
S/T 4500 D/C	2350 x 1500 x 2100	1590 / 1480	2	3400	1-5
Pump Chamber	Diameter x Height				
P/C 1100	1320 x 1500	Nominal	1	1250	Varies
P/C 1700	1320 X 1875	Nominal	1	1500	Varies

S/T = Septic Tank, P/C = Pump Chamber, S/C = Single Chamber, D/C = Double Chamber

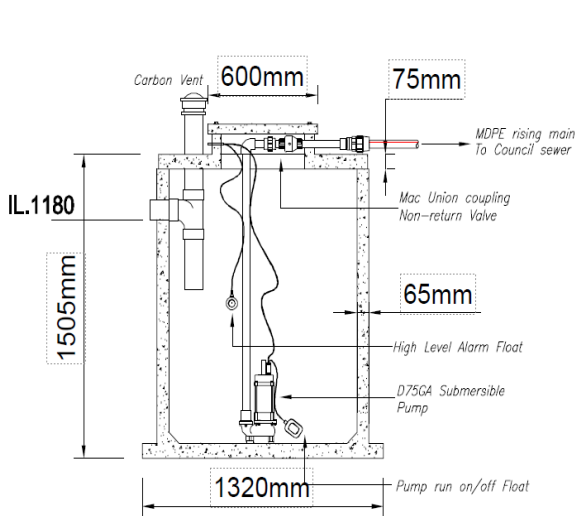
** All dimensions & capacities are nominal being subject to manufacturing tolerances & variations. **

Prices offered are for **complete S/T's** including: - Chamber, Manhole maintenance riser(s) & Lid(s), Gas vent riser(s), PVC Inlet pipe & Outlet junction box with in built filter mount. N.B. Typical of our standard designs & specifications.

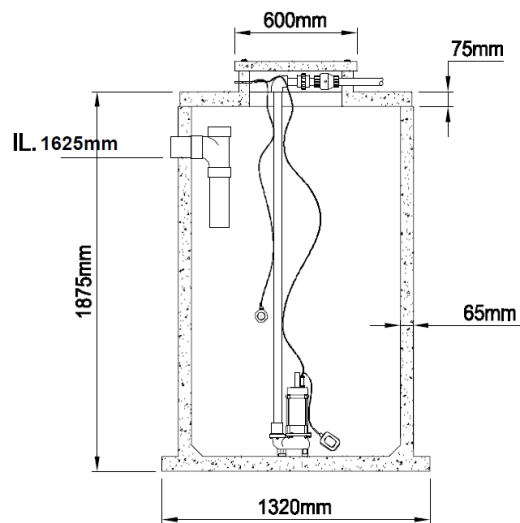
4500ltr Dual Chamber Septic:



1100ltr & 1700ltr Pump Chamber:



1,100 Litre Pump Chamber



1,700 Litre Pump Chamber



Bowers & Son Ltd

Concrete Manufacturers TE AWAMUTU
1852 Alexandra Street Te Awamutu Ph:07 871 5209 Fax:07 8715249
Email:sales@bowersconcrete.co.nz Web:www.bowersconcrete.co.nz

